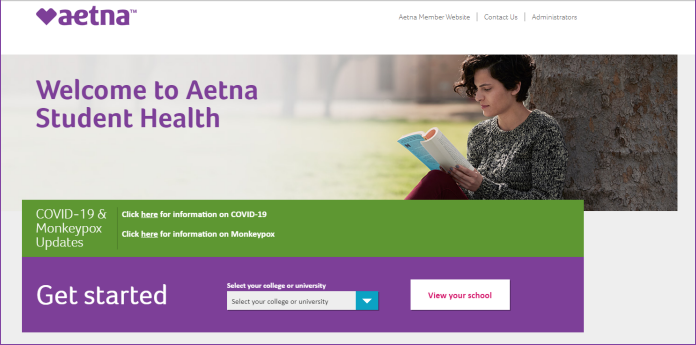


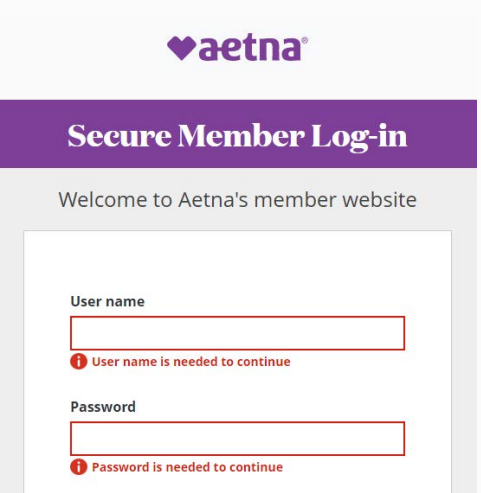
Aetna Secure Member Website

www.aetnastudenthealth.com

Find information on care,
claims, coverage, and more!

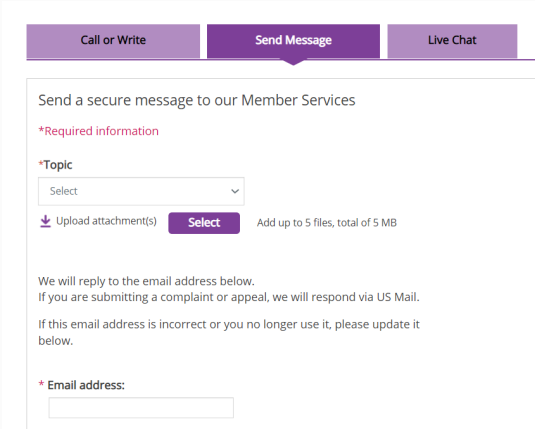
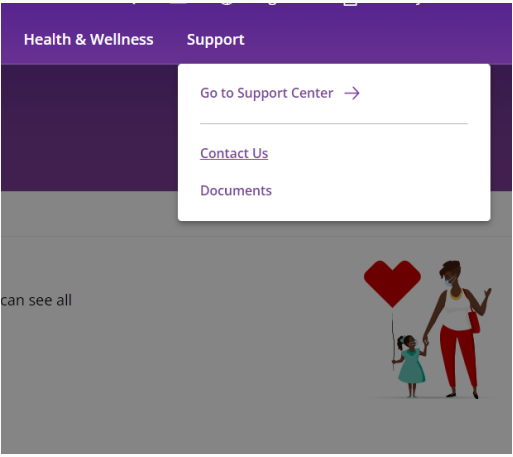


Submitting a Claim



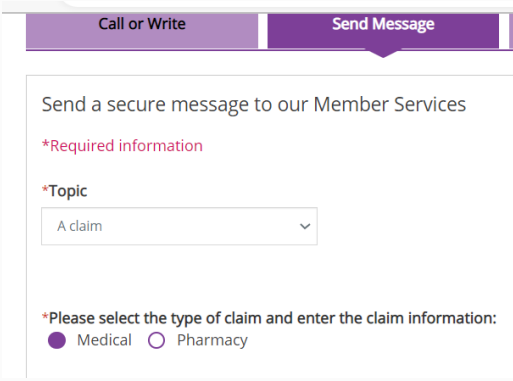
Login to the Aetna Secure Member Website:
<https://www.aetnastudenthealth.com/en/main/your-member-website.html>
Note: If you are a first time user, you will need to register for an account.

Click "Contact Us" under the Support drop-down menu.




Another window will populate.
Select "Send Message".

Select the type of claim and attach the required documentation from your computer (type "New claim" in the comment box).




After you have completed all of the above steps click "Send" to submit the claim to Aetna.

Viewing a Claim



Once a claim has been processed you can view it online. Click the Claims tab on the homepage. Your claims will be displayed on this page.



If you have any questions or experience any issues please contact Aetna Student Health at: 1-877-480-4161